

Format of holding of specified securities

1. Name of Listed Entity: THE METHONI TEA CO LTD (CIN:L15492WB1929PLC006618)
2. Scrip Code 23015 Name of Scrip :- Class of Security Equity
3. Share Holding Pattern Filled under : Reg. 31(1)(a)/Reg. 31(1)(b)/Reg. 31(1)(c)
 - a. If under 31 (1)(b) then indicate the report for Quarter ending: 31/12/2021
 - b. If under 31(1)(c) then indicate date of allotment/extinguishment

4. Declaration : The Listed entity is required to submit the following declaration to the extent of submission of information:-

Particulars	Yes*	No*
1 Whether the Listed Entity has issued any partly paid up shares?		No
2 Whether the Listed Entity has issued any Convertible Securities or Warrants?		No
3 Whether the Listed Entity has any shares against which depository receipts are issued?		No
4 Whether the Listed Entity has any shares in Locked-in?	Yes	
5 Whether any shares held by promoters are pledge or otherwise encumbered?		No

* If the Listed Entity selects the option 'No' for the questions above, the column for the partly paid up shares, Outstanding Convertible Securities/Warrants, depository receipts, locked-in shares, No of shares pledged or otherwise encumbered by promoters, as applicable, shall not be displayed at the time of dissemination on the Stock Exchange website. Also wherever there is 'No' declared by Listed Entity in above table the values will be considered as 'Zero' by default on submission of the format of holding of specified securities.

5. The tabular format for disclosure of holding of specified securities is as follows:-



Table II - Statement Showing shareholding pattern of the Promoter and Promoter Group as on 31/12/2022

(1) Category & Name of the Shareholders (1)	(2) Entity type i.e. promoter group entity (except promoter)	(3) PAN	(4) Nos. of shareholders (ii)	(5) Nos. of shareholding equity shares held (iii)	(6) No. of fully paid up equity shares held (iv)	(7) Partly paid-up equity shares held (v)	(8) Nos. of underlying Depository Receipts (vi)	(9) Total nos. shares held: As a % of (vii)=(iv)+(v)+(vi)	(10) Shareholding % as per SCRR, 1957: As a % of (A+B+C2) (viii)	(11) Number of Voting Rights held in each class of securities (X)		(12) Total as a % of Total Voting rights (xi)	(13) Shareholding as a % of full conversion of convertible securities (as a percentage of diluted share capital) (X) A+B+C2	(14) Number of Locked in shares (Aii)	(15) Number of shares pledged or otherwise encumbered (Xiii)	(16) Number of equity shares held in dematerialized form (Xiv)	
										(11a) No of Voting Rights	(11b) Total						
(a) Indian Individuals/Hindu undivided Family	Promoter	ADAPB2166K	2	248188	248188	0	0	248188	60.8304	248188	60.8304	0	80.8304	248188	0	0.0000	248188
(b) ANITA BUBNA BUBNA RAJENDRA PRASAD BUBNA BUBNA Central Government/State Government(s)	Promoter	AECPB9460K	1	165188	165188	0	0	165188	40.4873	165188	40.4873	0	40.4873	165188	0	0.0000	165188
(c) Financial Institutions/Banks	Promoter		1	83000	83000	0	0	83000	20.3431	83000	20.3431	0	20.3431	83000	0	0.0000	83000
(d) Any Other (specify)																	
(e) Sub Total			2	248188	248188	0	0	248188	60.8304	248188	60.8304	0	60.8304	248188	0	0.0000	248188
(f) Foreign Individuals (Non-Resident Individuals/Foreign Individuals)																	
(g) Government																	
(h) Institutions																	
(i) Foreign Portfolio investor																	
(j) Any Other (specify)																	
(k) Sub Total			0	0	0	0	0	0	0.0000	0	0.0000	0	0.0000	0	0	0.0000	0
(l) Total Shareholding of Promoter and Promoter Group (A)=(A1)+(A2)			2	248188	248188	0	0	248188	60.8304	248188	60.8304	0	60.8304	248188	0	0.0000	248188





THE METHONI TEA CO. LTD.

Table III - Statement Showing shareholding pattern of the Public shareholder as on 31/12/2021

(1)	(2)	(3)	(4)	(5)	(6)	(7)	(8)	Number of Voting Rights held in each class of securities (IX)			Shareholding as a % assuming full conversion of convertible securities (as a percentage of diluted share capital) (X)=(VII)+(X)	Shareholding as a % of total shares held (b) (a)	Number of Locked in shares (XII)	Number of shares pledged or otherwise encumbered (XIII)	As a % of total shares held in dematerialized form (b) (a)	
								No of Voting Rights	Total as a % of Total Voting Rights	No of shares outstanding convertible securities (as a percentage of diluted share capital) (X)						
(a)	(b)	(c)	(d)	(e)	(f)	(g)	(h)	(i)	(j)	(k)	(l)	(m)	(n)	(o)	(p)	
Category & Name of the Shareholders (I)	Nos. of shareholders (III)	No. of fully paid up equity shares held (IV)	Party paid up equity shares held (V)	Nos. of shares underlying Depository Receipts (VI)	Total nos. shares held (VII)=(V)+(VI)	Shareholding % calculated as per SCRR, 1957 As a % of (A+B+C2) (VIII)	Class x	Class y	Class z	Total	As a % of total shares held (b) (a)	No. (a)	No. (b)	No. (c)	No. (d)	
(1) Institutions																
(a) Mutual Funds / UTI																
(b) Venture Capital Funds																
(c) Alternate Investment Funds																
(d) Foreign Venture Capital Investors																
(e) Foreign Portfolio Investors																
(f) Financial Institutions / Banks																
(g) Insurance Companies																
(h) Provident Funds / Pension Funds																
(i) Any Other (specify)																
Sub Total		5	2184	0	2184	0.5353	2184	0	2184	0.5353	0	0.5353	0	0.0000	NA	374
(2) Central Government / State Government(s) / President of India																
(3) Non-Institutions																
(a) Individuals																
i. Individual shareholders holding nominal share capital upto Rs.2 lakhs		327	107027	0	107027	26.2321	107027	0	107027	26.2321	0	26.2321	0	0.0000	NA	81182
	AEDPB6208G	1	18146	0	18146	4.4475	18146	0	18146	4.4475	0	4.4475	0	0.0000	NA	18146
	ANUSHREE SARAOGI AFOPB9931L	1	17974	0	17974	4.4054	17974	0	17974	4.4054	0	4.4054	0	0.0000	NA	17974
	MADHU BOHRA MADHU ADVPB4188L	1	10099	0	10099	2.4752	10099	0	10099	2.4752	0	2.4752	0	0.0000	NA	10099
	RAM SWAROOP GOENKA															
	RGOENKA	1	7400	0	7400	1.8137	7400	0	7400	1.8137	0	1.8137	0	0.0000	NA	7400
	PINAKIN CHIMANLAL SHAH AEAPS0317Q	1	4272	0	4272	1.0471	4272	0	4272	1.0471	0	1.0471	0	0.0000	NA	4272
ii. Individual shareholders holding nominal share capital in excess of Rs.2 lakhs																
(b) NBFs registered with RBI																
(c) Employee Trusts																
(d) Overseas Depositories (holding DRs) (balancing figure)																
(e) Any Other (specify)																

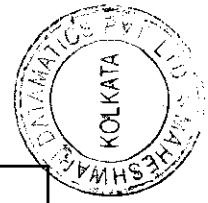
Table III - Statement Showing shareholding pattern of the Public shareholder as on 31/12/2021

Category & Name of the Shareholders (I)	Nos. of shareholders (III)	No. of fully paid up equity shares held (IV)	Partly paid up equity shares held (V)	Nos. of shares underlying Depository Receipts (VI)	Total nos. shares held (VII)=(IV)+(V)+(VI)	Shareholding % calculated as per SCRR, 1957) As a % of (A+B+C2) (VIII) (VIII)	Number of Voting Rights held in each class of securities (IX)			No. of shares underlying convertible securities (as a percentage of diluted share capital) (XI)=(VII)*(X)	Shareholding as a % assuming full conversion of convertible securities (as a percentage of diluted share capital) (X)+(XI)+(X2)	Number of Locked in shares (XII)	Number of shares pledged or otherwise encumbered (XIII)	Number of equity shares held in dematerialized form applicable (Not applicable) (a) (b) (XIV)
							Class x	Class y	Total					
Investor Education and Protection Fund Authority	1	17067	0	0	17067	4.1831	17067	0	17067	4.1831	0	0.0000	NA	17067
INVESTOR EDUCATION AND PROTECTION FUND AUTHORITY MINISTRY OF CORPORATE AFFAIRS	1	17067	0	0	17067	4.1831	17067	0	17067	4.1831	0	0.0000	NA	17067
Bodies Corporate	13	30952	0	0	30952	7.5863	30952	0	30952	7.5863	0	0.0000	NA	29654
STANDARD FINANCIAL CONSULTANTS PRIVATE LIMITED	1	19200	0	0	19200	4.7059	19200	0	19200	4.7059	0	0.0000	NA	19200
CONTEMPORARY INDUSTRIES LIMITED	1	4100	0	0	4100	1.0049	4100	0	4100	1.0049	0	0.0000	NA	4100
Resident Individual (HUF)	7	1574	0	0	1574	0.3858	1574	0	1574	0.3858	0	0.0000	NA	1574
Non Resident Individual	5	558	0	0	558	0.1368	558	0	558	0.1368	0	0.0000	NA	558
Foreign National	1	450	0	0	450	0.1103	450	0	450	0.1103	0	0.0000	NA	450
Sub Total	354	157628	0	0	157628	38.6343	157628	0	157628	38.6343	0	0.0000	NA	130485
Total Public Shareholding (B)=(B1)+(B2)+(B3)	359	159812	0	0	159812	39.1696	159812	0	159812	39.1696	0	0.0000	NA	130859






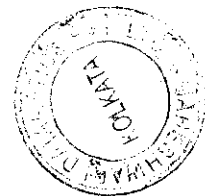
Category & Name of the Shareholders (I)	PAN (II)	No of sharehold ers (III)	No. of fully paid up equity shares held (IV)	Partly paid-up equity shares held (V)	Nos. of shares underlying Depository Receipts (VI)	Total nos. shares held (VII) = (IV) + (V) + (VI)	Shareholding % calculated as per SCRR, 1957 As a % of (A+B+C2) (VIII)	Number of Voting Rights held in each class of securities (X)		Total Shareholding as a % assuming full conversion of convertible securities (as a percentage of diluted share capital) (XI) = (VII) + (X) As a % of (A+B+C2)	Number of Locked in shares (XII)	Number of shares pledged or otherwise encumbered (XIII)	As a % of total shares held (Not applicable) (XIV)
								No of Voting Rights Class x	Class y, Total				
(1) Custodian / DR Holder		0	0	0	0	0	0.0000	0	0	0.0000	0	NA	0
(2) Employee Benefit Trust (under SEBI (Share based Employee Benefit) Regulations, 2014)		0	0	0	0	0	0.0000	0	0	0.0000	0	NA	0
Total Non Promoter - Non Public Shareholding (C)=(I)+(C)(2)		0	0	0	0	0	0.0000	0	0	0.0000	0	NA	0



SI No	Folio/Client Id	Res (Ind) as on 31/12/2021	Name	Shares	%	Physical	Demat	Category	Type	Sub Type
THE METHONI TEA CO LTD										
List of shareholders (other than PAN)										
1	1202500000000114	25000	ANITA BUBNA BUBNA	165188	40.4873	0	165188	Promoter - Individuals/HUF	21	3
2	1202500000000101	25000	RAJENDRA PRASAD BUBNA BUBNA	83000	20.3431	0	83000	Promoter - Individuals/HUF	21	3
1	B00029		TOTAL	248188	60.8304	0	248188	Promoter - Individuals/HUF		
2	CM0033		ALLAHABAD BANK	374	0.0917	374	0	0 Fis / Banks		
3	10491156		BANK OF INDIA	647	0.1586	647	0	0 Fis / Banks		
4	B00034		INDIAN BANK	374	0.0917	0	374	0 Fis / Banks	10	3
5	CM0023		THE BANK OF BARODA	289	0.0708	289	0	0 Fis / Banks		
			THE CENTRAL BANK OF INDIA LTD	500	0.1225	500	0	0 Fis / Banks		
			TOTAL	2184	0.5353	1810	374	0 Fis / Banks		
1	10656671		INVESTOR EDUCATION AND PROTECTION FUND	17067	4.1831	0	17067	Investor Education and	17	1
			AUTHORITY MINISTRY OF CORPORATE AFFAIRS					Protection Fund Authority		
1	24839112		TOTAL	17067	4.1831	0	17067	Investor Education and	5	12
2	15903150		3A FINANCIAL SERVICES LIMITED	200	0.0490	0	200	Bodies Corporate	5	12
3	15903184		AMREX MARKETING PVT LTD	750	0.1838	0	750	Bodies Corporate	5	12
4	16416966		BHUBNESH COMMERCIAL PRIVATE LIMITED	1000	0.2451	0	1000	Bodies Corporate	5	12
5	12317927		CONTEMPORARY INDUSTRIES LIMITED	4100	1.0049	0	4100	Bodies Corporate	5	1
6	CM0045		HANUMAN SHARE & STOCK BROKERS LIMITED	510	0.1250	0	510	Bodies Corporate	5	9
7	CM0011		KANAK PROJECTS LIMITED	400	0.0980	400	0	Bodies Corporate		
8	CM0015		NARSINGDASS SURAJMALL PROPERTIES	798	0.1956	798	0	Bodies Corporate		
9	120250000002525	25000	PVT LTD	100	0.0245	100	0	Bodies Corporate		
10	15136659	25000	QUALITY TEA PRODUCING CO. PVT LTD	2594	0.6358	0	2594	Bodies Corporate	25	12
11	120250000002510	25000	SAGITTARIANS CREDIT CAPITAL PRIVATE	100	0.0245	0	100	Bodies Corporate	5	12
12	10021418	25000	LIMITED							
13	60001579	25000	SRI BHABANI INVESTMENTS PRIVATE LTD	19200	4.7059	0	19200	Bodies Corporate	25	12
1	33043015	25000	STANDARD FINANCIAL CONSULTANTS PRIVATE	1000	0.2451	0	1000	Bodies Corporate	5	1
2	18768096	25000	THE GROB TEA CO LTD	200	0.0490	0	200	Bodies Corporate	5	1
3	19357147	25000	UPHAAR FINANCIAL SERVICES PVT LTD	30952	7.5863	1298	29654	Bodies Corporate		
4	1204310000124350	43100	TOTAL	87	0.0213	0	87	Resident Individual (HUF)	16	1
5	10012423	33300	ABHISHEK SHAH	700	0.1716	0	700	Resident Individual (HUF)	16	1
6	12033300000561030	25000	BHARAT KANTILAL BHOOLA	10	0.0025	0	10	Resident Individual (HUF)	16	1
7	120250000002145	25000	GIRIDHARI LALL SARRAF HUF	500	0.1225	0	500	Resident Individual (HUF)	21	4
1	13072076	15800	PINAKIN HARILAL KAPADIA HUF	87	0.0213	0	87	Resident Individual (HUF)	16	1
2	15060526	15800	RAJ KUMAR SHAH	100	0.0245	0	100	Resident Individual (HUF)	21	4
3	16931148	15800	RAJENDRA CHANDRAKANT CHOKSHI	90	0.0221	0	90	Resident Individual (HUF)	21	4
4	15955959	15800	RAJIV BOHRA HUF	1574	0.3858	0	1574	Resident Individual (HUF)	21	4
5	12015800000693448	15800	TOTAL	112	0.0275	0	112	Non Resident Individual	4	2
1	13072076	15800	CHANDRAYEE DONNELLY	20	0.0049	0	20	Non Resident Individual	4	2
2	15060526	15800	KUMI DINYAR SUTARIA	300	0.0735	0	300	Non Resident Individual	4	2
3	16931148	15800	SANKARI BASU	125	0.0306	0	125	Non Resident Individual	4	2
4	15955959	15800	SRIJEETA MUKHERJEE	1	0.0002	0	1	Non Resident Individual	24	11
5	12015800000693448	15800	VARDHAMAN LODHA	558	0.1368	0	558	Non Resident Individual	24	11
1	1202650100069264	26501	TOTAL	450	0.1103	0	450	Foreign National	27	25
2	15060526	26501	NEPTUNE SRIMAL	450	0.1103	0	450	Foreign National	27	25



THE METHONI TEA CO LTD			
Distribution Schedule as on 31/12/2021			
Share Holding	No of Holders	% age	No of Shares
% age			
Upto 50	124	34.3490	1826
51 to 100	114	31.5789	10848
101 to 150	11	3.0471	1467
151 to 250	33	9.1413	6594
251 to 500	44	12.1884	16217
501 to 5000	27	7.4792	32974
Above 5000	8	2.2161	338074
Grand Total	361	100.0000	408000
Distribution Schedule as on 31/12/2021			
Share Holding	No of Holders	% age	No of Shares
% age			
Upto 500	326	90.3047	36952
501 to 1000	21	5.8172	15925
1001 to 2000	2	0.5540	2200
2001 to 3000	1	0.2770	2594
3001 to 4000	1	0.2770	3883
4001 to 5000	2	0.5540	8372
5001 to 10000	1	0.2770	7400
Above 10000	7	1.9391	330674
Grand Total	361	100.0000	408000
Distribution Schedule as on 31/12/2021			
Notional Value of (Rs.)	No of Holders	% age	Amount (Rs.)
% age			
Upto 5000	326	90.3047	369520
5001 to 10000	21	5.8172	159250
10001 to 20000	2	0.5540	22000
20001 to 30000	1	0.2770	25940
30001 to 40000	1	0.2770	38830
40001 to 50000	2	0.5540	83720
50001 to 100000	1	0.2770	74000
Above 100000	7	1.9391	3306740
Grand Total	361	100.0000	4080000



THE METHONI TEA CO LTD		Shareholding Summary as on 31/12/2021	
Form	No of Records	% to Total Records	No of Shares
PHYSICAL	198	54.0984	28953
NSDL	109	29.7814	47799
CDSL	59	16.1202	331248
TOTAL	366	100.0000	408000
As per Folio/Client Id		% to Total Shares	
Form	No of Records	% to Total Shares	No of Shares
PHYSICAL	197	7.0963	28953
NSDL	106	11.7154	47799
CDSL	59	81.1882	331248
TOTAL	362	100.0000	408000
As per PAN		No of Shares	
Form	No of Records	% to Total Shares	No of Shares
PHYSICAL	197	7.0963	28953
NSDL	106	11.7154	47799
CDSL	59	81.1882	331248
TOTAL	362	100.0000	408000